



Helping Crime Survivors Find Their Justice

OVC FY 2023 National Resource Centers for Research, Evaluation, and Reaching Underserved Victims

The webinar will begin shortly

Presenter



Sharron Fletcher

Lead Victim Justice Specialist
Discretionary Programs Division
Office for Victims of Crime

Webinar Outline

- OVC Overview and Mission
- Solicitation Overview
 - Funding opportunity focus
 - Eligibility
 - Required documents
- Application Process & Tools
- Questions and Answers

Current Funding Opportunities

© Number1411 / Shutterstock.com (see reuse policy).

▲ SAM.gov Entity Validation Update [↗](#)

GSA implemented a new process to validate an entity's legal business name and physical address when requesting a Unique Entity Identifier (UEI) and for completing a SAM.gov entity registration. Due to a high volume of requests, entity validations are taking longer than expected to process. This validation process is now taking 7-10 business days, and in some cases longer.

OJP strongly recommends **starting your SAM.gov registration process as soon as possible** to allow the time necessary to process entity validations well in advance of the Grants.gov due date posted in the solicitation. Read [this FAQ](#) for more information.

When available, OVC funding opportunities will be listed on this page.

[Subscribe to News From OVC](#) for updates regarding OVC funding opportunities and other OVC resources and initiatives.

Visit our [How to Apply for Funding](#) page for tips and answers to frequently asked questions about applying for OVC funding.

Current Funding Opportunities

Funding Webinars

How to Apply for Funding

OVC Awards List

Performance Measures

Managing Grants

Types of Funding

Apply to be a Peer Reviewer

Expired Funding Opportunities



Find funding opportunities at
<https://ovc.ojp.gov/funding/current-funding-opportunities>



Helping Crime Survivors Find Their Justice

OVC Overview

Mission: OVC is committed to enhancing the Nation's capacity to assist crime victims and to providing leadership in changing attitudes, policies, and practices to promote justice and healing for all victims of crime.

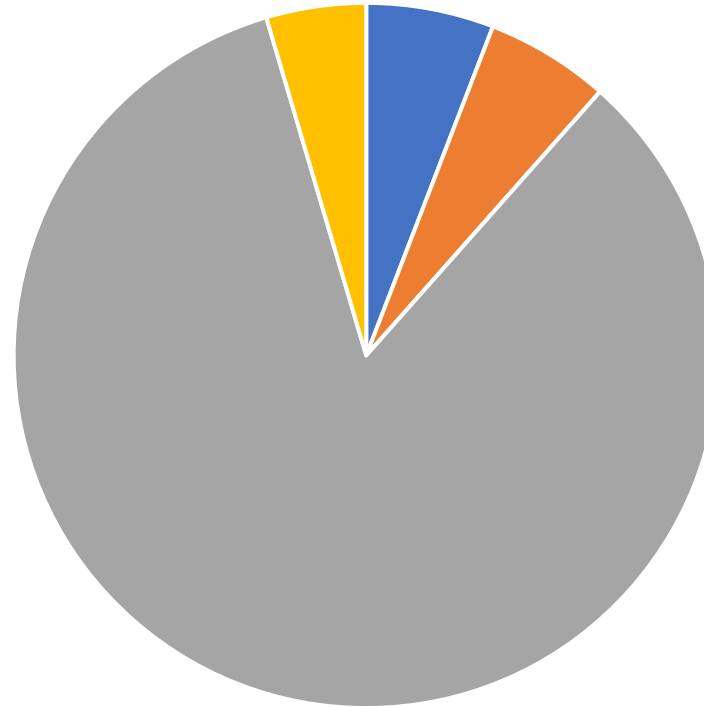
OVC funding supports:

- victims in tribal communities;
- state victim compensation and assistance programs;
- training and technical assistance and information resources;
- victims of international terrorism and mass violence;
- federal agencies' provision of victim services;
- survivors of human trafficking; and
- demonstration and service projects.



Anticipated OVC FY 2023 Funding

Over \$1,800,000,000



■ Human Trafficking ■ Tribal ■ VOCA Compensation/Assistance ■ Discretionary Programs



This OVC Funding Opportunity





Eligibility

- For profit organizations other than small businesses
- Nonprofits having a 501(c)(3) status with the IRS, other than institutions of higher education
- Nonprofits that do not have a 501(c)(3) status with the IRS, other than institutions of higher education
- Private institutions of higher education

Eligibility

Criteria

For additional information on eligibility, please review each solicitation's cover page.



Program Description

OVC seeks to provide training and technical assistance (TTA) that—

- ensures that the victim services field benefits from victim-centered practices;
- translates knowledge to enhance the use of data and research to understand victim needs;
- identifies and implements proven and effective practices; and
- enhances victim service accessibility and delivery.



Helping Crime Survivors Find Their Justice

Program Information

- From 2016 to 2020, OVC launched and funded two national resource centers, [The National Resource Center for Reaching Victims](#) (NRC) and [The Center for Victim Research](#) (CVR), to promote the use of data and evaluation to improve victim services; identify underserved and unserved victim populations; and ultimately use this learning to improve both victim services and outcomes.
- This solicitation reinvigorates these two TTA centers to align with the Federal Government's goal of advancing equity for all, as outlined in Executive Order 13985, by intensifying their focus on improving victim outcomes for victim populations that continue to go underserved or unserved, and boosting the capacity of the field to reach and improve services for victims using the latest evidence-informed strategies.



Program Details

OVC intends to fund two separate categories under this solicitation in FY 2023:

Competition ID	Category	Number of Awards	Dollar Amount for Awards	Performance Start Date	Performance Duration (Months)
C-OVC-2023-00027-PROD	Category 1: Reaching Underserved Victims	1	\$1,500,000	10/1/2023 12:00 AM	24
C-OVC-2023-00028-PROD	Category 2: Victim Research and Evaluation	1	\$1,500,000	10/1/2023 12:00 AM	24

Goals



Category 1 goals of the new [NRC](#) are to help the field reach more victims by ensuring services are accessible, improve the field's ability to identify who is underserved or unserved, and develop victim-centered practices that improve outcomes for victims. The new NRC will narrow its focus to children, boys and men of color, and former justice-involved individuals.

Category 1 Objectives



1. Offer TTA to assist the victim services field in serving children, boys and men of color, and former justice-involved victims and address the unique challenges these victims and their families face when seeking services due to unaddressed trauma caused by poly-victimization, racism, and other barriers.
2. Identify and promote promising practices to ensure these victims and their families, are connected to supportive services that aid their healing when they are impacted by community and gun violence.
3. Identify current challenges faced by these victims and the organizations supporting them, including the identification of knowledge gaps in the field around supporting these victims, and promising practices to overcome or mediate the challenges identified.
4. Coordinate with OVC's National Center for Culturally Responsive Victim Services and other OVC-funded TTA providers to leverage the supports available and avoid duplication.

Category 1 Deliverables

1. Provide TTA through an array of methods to build the capacity of the field to reach, identify, and serve boys and men of color, children, and former justice-involved individuals.
2. Develop specific TTA resources to build the capacity of organizations, including by and for organizations, that serve boys and men of color, children, and former justice-involved victims impacted by community and gun violence.
3. Work collaboratively with OVC to identify current challenges faced by these victims and the organizations supporting them and identify and develop strategies to overcome the challenges identified.



Category 1 Deliverables (cont.)

4. To ensure coordination and avoid duplication of efforts, maintain awareness of relevant research, TTA activities, and initiatives across the Federal Government and in the field related to issues affecting these victim populations when they are impacted by community and gun violence.
5. Identify knowledge gaps in the field around providing culturally relevant, trauma-informed services and supports for boys and men of color, children, and formerly justice-involved victims.
6. Develop a report with tools and resources that identify methods, provide guidance, and outline promising practices for serving these victims and their families when they are impacted by community and gun violence.



Goals



Category 2 goals of the new [CVR](#) is to increase the evidence-base of the victim service field by promoting the use of data and findings from relevant research and evaluation to improve victim services. All activities in this area aim to improve the field's ability to identify what is working; identify and fill gaps in knowledge and gaps in services; and ensure the latest evidence is used to improve victim services.

Category 2 Objectives



1. Work with OVC's State Victim Resource Division (SVRD) and the peer-to-peer training and technical assistance provider for state and territory administrators to facilitate partnerships between state and territory VOCA state administering agencies and Statistical Analysis Centers, along with other key stakeholders, to expand state-level data collection, better use victim survey and OVC performance measurement data, and identify priority needs. Collectively these TTA efforts will guide and improve state and territory VOCA administering agency efforts to address community and gun violence and enhance services for underserved victims.

Category 2 Objectives (cont.)



2. Increase the number of researchers of color involved in victim research and evaluation and highlight community-led participatory research when fostering research-practitioner partnerships through discussion forums and participation in a research-to-practice (R2P) network of victim-focused resource centers that share lessons learned and strategies for promoting victim research, practice, and policy integration.
3. Improve the field's ability to identify what works, identify service gaps, and ensure the latest evidence is made available to improve services for underserved victim populations and other priority areas identified by OVC.
4. Coordinate with other OVC-funded TTA providers to leverage the supports available and avoid duplication.

Category 2 Deliverables

1. Coordinate with OVC's SVRD and the peer-to-peer training and technical assistance provider for state and territory administrators and relevant partners to improve state and territory VOCA state administering agencies to use to data and research to inform plans to address community and gun violence and enhance services for underserved victim populations, particularly those most impacted by violence. The results of this endeavor will inform the development of relevant tools and resources to support VOCA agency efforts in this area.
2. Develop a report on victim research and evaluation, including identifying knowledge gaps surrounding victims of community and gun violence that highlights the needs of those disproportionately impacted by violence.



Category 2 Deliverables (cont.)

3. Provide TTA in coordination with SVRD and the peer-to-peer training and technical assistance provider for state and territory administrators to the field using an array of methods to improve the use of data and findings from relevant research and evaluation to improve victim services.
4. Develop and implement a plan to increase the number of researchers of color involved in victim research and evaluation and highlight community-led participatory research that fosters research-practitioner partnerships.
5. Participate in conferences, trainings, and related events to promote the CVR and its efforts.
6. Collect, develop, and enhance tools and resources relevant to victim-related research and evaluation efforts, such as validated instruments for measuring victim experiences and program outcomes.



OJP Priority Areas

1. Priority Considerations Supporting Executive Order 13985, *Advancing Racial Equity and Support for Underserved Communities Through the Federal Government*
 - A. Applications that include project(s) that will promote racial equity and the removal of barriers to access and opportunity for communities that have been historically underserved, marginalized, and adversely affected by inequality.
 - B. Applicants that demonstrate that their capabilities and competencies for implementing their proposed project(s) are enhanced because the applicant (or at least one proposed subrecipient that will receive at least 40% of the requested award funding, as demonstrated in the Budget Web-Based Form) identifies as a culturally specific organization.

Receiving priority consideration for one or more priority areas does not guarantee an award.

For additional information, please see the solicitation.



Helping Crime Survivors Find Their Justice

Federal Award Information

Competition ID	Category	Number of Awards	Dollar Amount for Awards	Performance Start Date	Performance Duration (Months)
C-OVC-2023-00027-PROD	Category 1: Reaching Underserved Victims	1	\$1,500,000	10/1/2023 12:00 AM	24
C-OVC-2023-00028-PROD	Category 2: Victim Research and Evaluation	1	\$1,500,000	10/1/2023 12:00 AM	24

Types of Awards



The awards will be made as a **Cooperative Agreement**:

- **Substantial involvement between awarding agency and recipient** during the performance period
 - Awarding agency **closely participates** in the performance of the program
-
- See the “Administrative, National Policy, and Other Legal Requirements” section of the [OJP Grant Application Resource Guide](#) for more information.

Application and Submission Information



Helping Crime Survivors Find Their Justice

Timeline

- ❑ Grants.gov deadline: **June 1, 2023, 11:59 p.m. ET**
- ❑ JustGrants deadline: **June 8, 2023, 8:59 p.m. ET**
- ❑ DOJ expects to award grants no later than **September 30, 2023**
- ❑ All project **START** dates should be on or after **October 1, 2023***



***Please Note: Successful applicants MAY NOT begin work until the budget has been reviewed and officially approved by OJP. Additional information and or restrictions may be outlined in the award package.**

Applications MUST Include

To meet the basic minimum requirements to advance to peer review and receive consideration for funding your application MUST have:

- Proposal Abstract
- Proposal Narrative
 - Description of the Issue/Statement of the Problem
 - Project Design and Implementation
 - Capabilities and Competencies
 - Plan for Collecting the Data for this Solicitation's Performance Measures
- Budget Web-Based Form (including budget details and budget narrative)



Remember, if you fail to submit ANY of required documents, your application will not be considered for funding!

Proposal Abstract

An abstract is a **clear and simple summary** statement about your proposal.

This statement should be no more than 400 words and should include:

- purpose of the project,
- primary activities,
- expected outcomes,
- the service area, and
- intended beneficiaries and subrecipients.

This will be completed in the JustGrants Web-based form.



Helping Crime Survivors Find Their Justice

Proposal Narrative Format

The proposal narrative must:

- be double-spaced
- use a standard 12-point font
- have no less than 1-inch margins
- NOT exceed 25 numbered pages
- be submitted as an attachment in JustGrants



Helping Crime Survivors Find Their Justice

Proposal Narrative Format

The following sections are part of the proposal narrative:

- Statement of the problem/Description of the issue
- Project design and implementation
- Capabilities and competencies
- Plan for collecting the data required for this solicitation's performance measures



Outline ALL the grant requirements and make a plan to fulfill each and EVERY REQUIREMENT.



Proposal Narrative:

Description of the Issue/Statement of the Problem

1. Discuss the issues to be addressed including the unique needs for reaching underserved victim populations (category 1) and victim research and evaluation (category 2).
2. Describe previous or current attempts to address the issue and any related research or evaluation studies that contribute to the applicant's understanding of its causes and potential solutions, including equity considerations for underserved victims and practitioners of color.
3. Explain experience with providing guidance and delivering and evaluating TTA for victim-serving organizations at all levels (federal, state, and local). Applicants should describe any current training materials and resources developed on issues related to providing services and support to victims of crime, particularly those areas highlighted in this solicitation.
4. Identify challenges related to disseminating information to the field and integrating the information into practice.



Proposal Narrative: Project Design and Implementation

All applicants should use this section to—

1. clearly state the goals, objectives, and activities of the project. These activities must be in alignment with the stated goals, objectives, activities, and deliverables of this solicitation.
2. articulate the strategy for accomplishing each goal and objective including a description of key project phases and milestones, specific tasks, activities, staff responsibilities, interim deliverables, and final products.
3. provide a Time-Task Plan that summarizes the above activities as a separate attachment to the application.

Address priority consideration for Priority 1A in this section.



Helping Crime Survivors Find Their Justice

Proposal Narrative: Capabilities and Competencies

This section must:

1. List key personnel responsible for managing and implementing the major developmental stages of the project, including descriptions of the employees' relevant education, training, and work experiences.
2. Describe the applicant's substantive expertise and relevant experience in performing the duties of this project, as well as the ability to perform this work on a National scale.
3. Describe organization experience and capacity related to managing federal grants.
4. Provide job descriptions and copies of resumes for proposed key staff positions who will manage or otherwise be involved in the project should be included, as a separate attachment not subject to the program narrative page limitation.
5. If the application includes subawards to project partners, include the name of the individual responsible for monitoring that subaward and the qualifications of the proposed partner(s) to carry out proposed activities.

Address Priority 1B in this section.



Helping Crime Survivors Find Their Justice

Proposal Narrative: Plan for Collecting Data

This section must—

1. include a plan for collecting all the performance measures data required by this solicitation.
2. describe how the information will be used to guide and evaluate project's impact.



Budget Web-Based Form (Worksheet and Budget Narrative)



- Use the JustGrants web-based form.
- Personnel costs should relate to the key personnel for the project.
- The budget should include adequate funding to fully implement the project, broken out by year, reflecting 24 months.
- The budget should be mathematically sound and correspond with information described in the Proposal Narrative and aligned with the project design.
- Address Priority 1A or 1B considerations, if applicable.

Create a SMART Budget



- Be SPECIFIC when listing all your expenses.
- Under the computation column of the budget, make sure your costs are MEASURABLE.
- Ensure that your budget items are ATTAINABLE.
- If you put your timeline next to your budget, make sure each item is accounted for, then your budget should be RELEVANT.
- Make sure your budget is TIME-BOUND and broken down year by year or month by month.



Additional Documents to Apply

DOJ Application Submission Checklist

Submitting an application to DOJ is a two-part process. An applicant first submits an abbreviated application in Grants.gov. The full application is then completed in JustGrants, DOJ's grants management system. The following steps and tips will assist potential applicants in completing DOJ applications.



Step 1: Confirm your Entity's System for Award Management (SAM) registration information:

- Register with SAM or confirm that your SAM registration is active and up-to-date. You must renew and validate your registration every 12 months. If you do not renew your SAM registration, it will expire. An expired registration can delay or prevent application submission in Grants.gov and JustGrants. **Registration and renewal can take up to 10 business days to complete.**
- On April 4, 2022, the federal government will stop using Data Universal Numbering System (DUNS) numbers and start using the **new SAM Unique Entity Identifier (UEI)**.
- Entities new to JustGrants: Confirm that the contact information (email address) for your Entity's Electronic Business Point-of-Contact (E-Biz POC) in SAM is accurate and up-to-date. The E-Biz POC is onboarded in JustGrants as the Entity's first Entity Administrator and will receive notifications from JustGrants. The Entity Administrator is responsible for completing Entity User onboarding in JustGrants. Once the Entity Administrator is onboarded, that role can be reassigned to another Entity User.
- Technical issues with SAM registration or renewal must be reported to the **SAM Help Desk (Federal Service Desk)**.

Step 2: Apply in Grants.gov:

- Effective February 21, 2022, all Grants.gov users and applicants will need to use **Login.gov credentials**.
- Search for an open DOJ funding opportunity in Grants.gov or on the agency website and review the solicitation requirements.
- Complete and submit the required documents in Grants.gov at least 48-72 hours prior to the Grants.gov deadline to allow for time to correct any problems or errors. The Grants.gov portion of your application includes the SF-424 and SF-LLL. (Note: The user and email identified in Section 8.F of the SF-424 will be identified as the Application Submitter in JustGrants and will receive future notifications from JustGrants.)



Updated 2/8/22

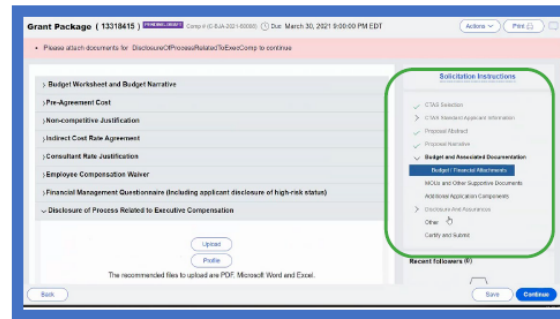
Application Attachments



Attachment Tips

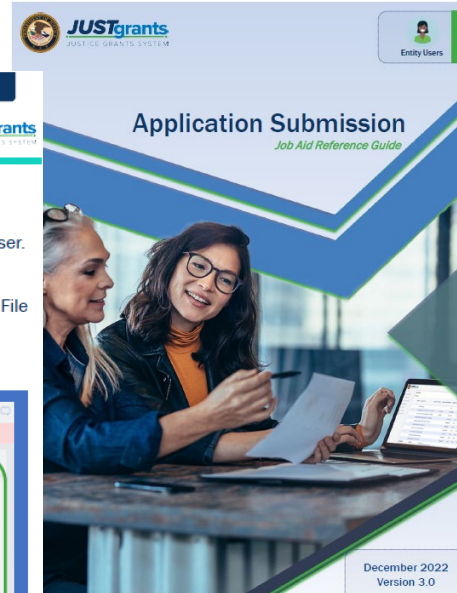
Log in to JustGrants using either Chrome or Microsoft Edge as your browser. Internet Explorer is not a compatible browser for JustGrants.

Open the application and use the menu options on the right to navigate. File attachments associated with a section are displayed in the section.



May 12, 2021

Application Attachments | 1



Award Attachments

Entity Administrators and Authorized Representatives can attach these items to awards



Attach the following items as required to award deliverables for DOJ review.

Attachments

Additional Application Components Other	Additional Project Title Information
Application Attachments	Areas Affect by Project
Bibliography/References	Budget Consultant Rate Justification
Budget Financial Management Questionnaire	Budget Indirect Cost Rate Agreement
Budget Non-competitive Justification	Budget Other
Budget Pre-Agreement Cost	Budget Sole Source Justification
Budget Worksheet	Confidentiality Notice Forms
Correspondence	Curriculum Vitae or Resumes
Delinquent Debt Explanation	Disclosure of Process related to Executive Compensation
Disclosures and Assurances	File
Human Subjects Protection	Letter of Non-supplanting
Letters of Support	List of individuals in the Application
Lobbying Activities Disclosure	MOU Document
Opportunity Zone	Other Attachment
Other Project Period GAM Attachment	Privacy Certificate
Program/Project Congressional Districts	Project Timeline
Proof 501 (c) Status (Nonprofits only)	Proposal Narrative
Request to Use Incentives or Stipends	Tool, Instruments, Questionnaires, Tables, Maps
Tribal Authorizing Resolution	

Application Submission | 126



Hallmarks of an Outstanding Application



- Use simple and concise language.
- Ensure information is presentable and organized!
- Add tables, graphs, staff photos, and other images when possible while being mindful of grant guidelines.
- Be realistic about how you will achieve goals.
- Get feedback from those who may run the project!
- Make sure the proposal is consistent with the solicitation.
- Check, recheck, and check again—budget, grant requirements, references, and other grant details.



Common Reasons Cited for a Weak Application

- Too ambitious or lacks focus
- Applicant lacks appropriate expertise to carry out the proposed project
- No evidence of feasibility (do not assume reviewers are as familiar with the project as you)
- Poor writing and a lot of errors
- No citations or source of data



Application Process



Helping Crime Survivors Find Their Justice

Application Submission Overview



Applicants have two application submission deadlines:

1. Grants.gov (submitting the SF-424 and SF-LLL)
2. JustGrants




It's OK to enter preliminary budget or programmatic data in Grants.gov and update later in JustGrants.




A JustGrants submission should include all items as defined in the solicitation.

Important Dates

Part 1: **Submit SF-424, SF-LLL** in Grants.gov by

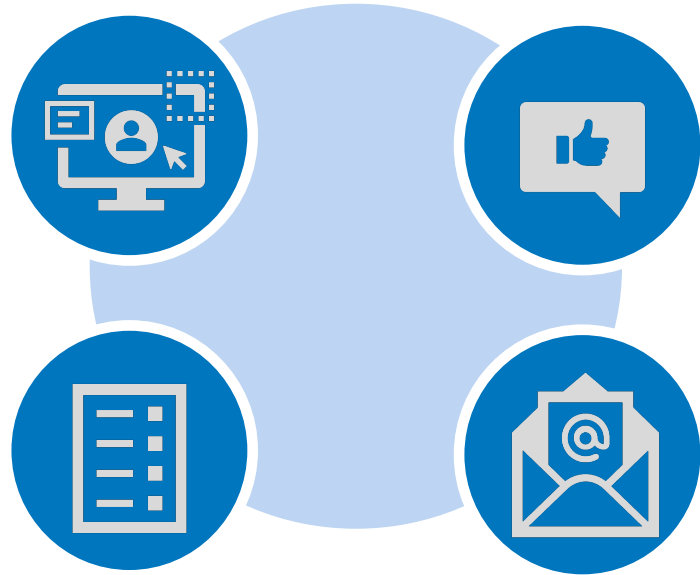


Part 2: **Submit Full Application** in JustGrants.gov by



Web-Based Forms for Submission in JustGrants

There are certain web-based forms that must be submitted directly into the system.



- Proposal Abstract
- Solicitation-Specific Data submitted with the Application
- Goals, Objectives, Deliverables, and Timelines
- Budget Web-Based Form
- Application Disclosure of Duplication Cost Items

Pay attention to required sections. If a section is required and presents you with web-based entries, you cannot upload a document instead. You must use the format required in the application.

What to Expect After Submitting an Application

The entity will be notified that they have received an award when all applications for the solicitation have been reviewed before September 30.

The system will notify:

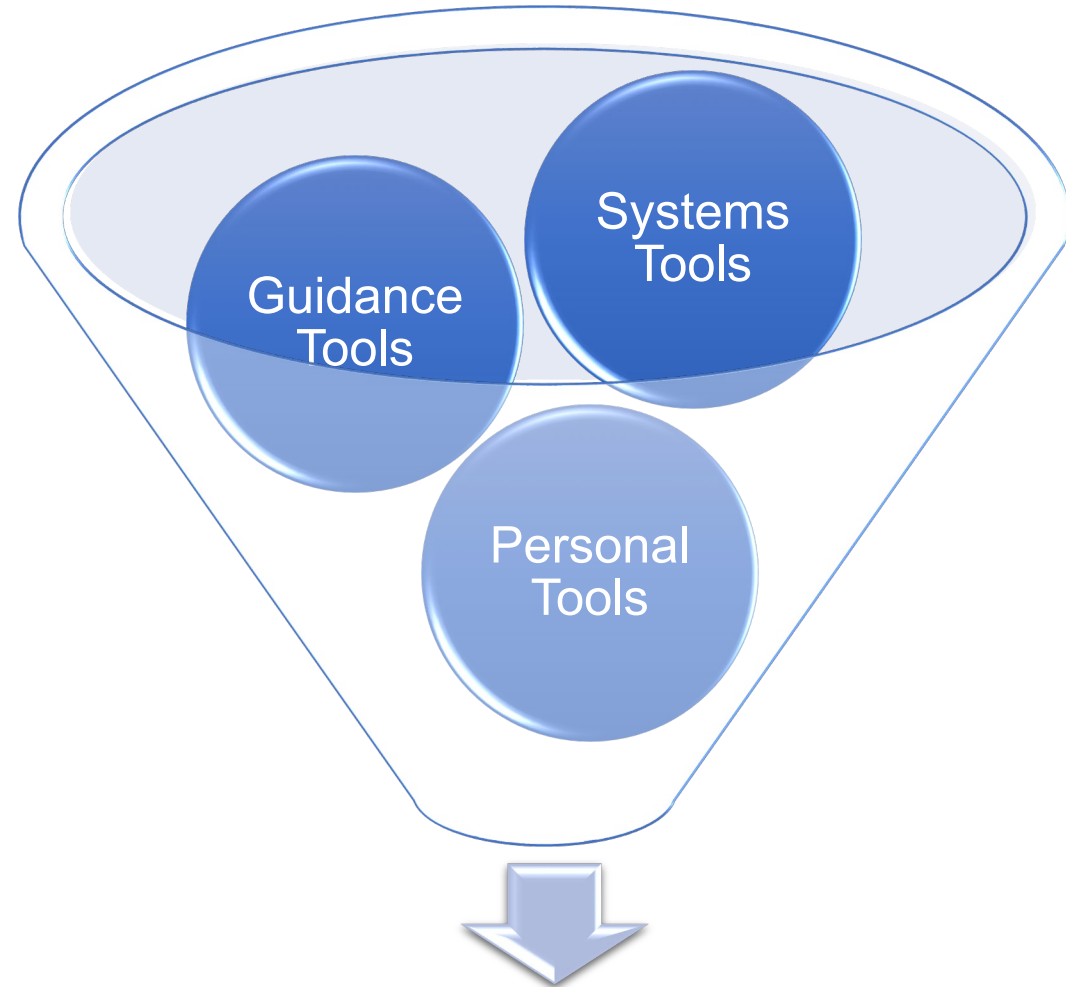
- The Entity Administrator and Authorized Representative when the deadline for applications has changed.
- The Application Submitter, Entity Administrator, and Authorized Representative when the application is received in JustGrants from Grants.gov.
- The Entity Administrator when the award notification has been sent.

The entity should check the system regularly so that any upcoming deadlines for submitting applications and documentation are addressed in a timely manner.

Once the application deadline passes in JustGrants, you may see a banner that says it is past due. If your status is "Submitted," your application has been received by DOJ and you can ignore the past due banner.



Resources



Your Application




Information About OVC

Consult the [OVC website](#)



DOJ Grants Financial Guide



As a starting point for all recipients and subrecipients of DOJ grants and cooperative agreements in ensuring the effective day-to-day management of awards consult the DOJ Grants Financial Guide: <https://ojp.gov/financialguide/DOJ/index.htm>.

TOP 10 TOPICS

1. Financial Management Systems	6. Audit Requirements
2. Allowable Costs	7. Conference Costs
3. Unallowable Costs	8. Adjustments to Awards
4. Federal Financial Reports	9. Accounting by Approved Budget Category
5. Performance Reports	10. Subrecipient Monitoring

The OJP Grant Application Resource Guide

Find it at: <https://www.ojp.gov/funding/apply/ojp-grant-application-resource-guide>



Information on Grant Measurement Reporting

Overview of performance measurement activities at OJP:

<https://ojp.gov/performance>

Applicant Resources

Grant Performance Measurement and Progress Reporting Information [🔗](#)

Welcome to the Office of Justice Programs (OJP) Grant Performance Measurement and Progress Reporting Information Portal! This page provides OJP grant applicants and grantees with an overview of performance measurement activities at OJP.

Applicants [🔗](#)

Applicants are encouraged to review the following information when completing their application. Each solicitation requires applicants to respond with a detailed description of how the required performance data will be collected.

Overview

Grants 101

OJP Grant Process

Frequently Asked Questions

2014 OJP Financial Guide

Other Application Requirements



Helping Crime Survivors Find Their Justice

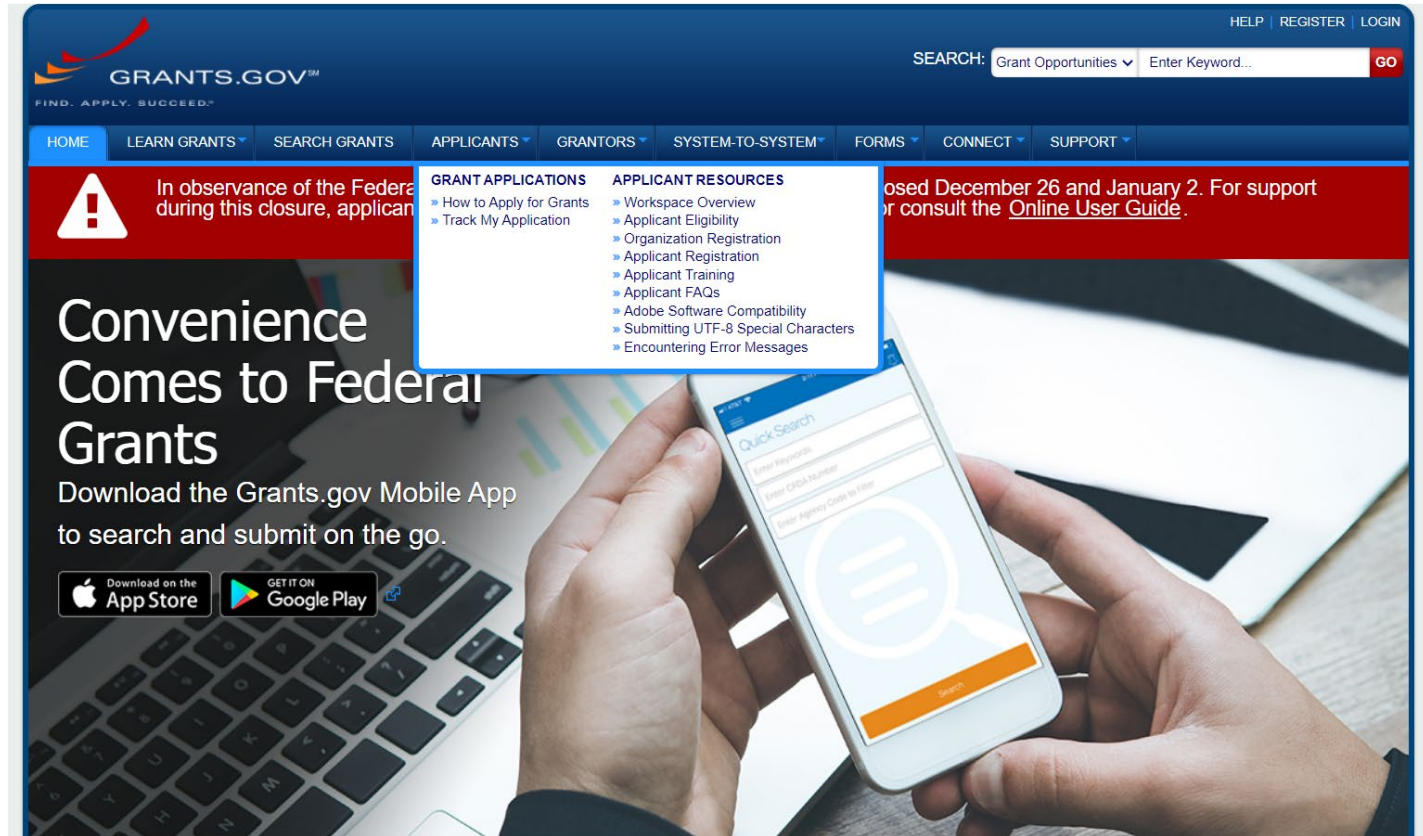
Information on SAM.gov

Visit [SAM.gov](https://sam.gov):

This is your first stop
BEFORE applying.



Information on Grants.gov



Visit Grants.gov:
<https://www.grants.gov>.
This is your first stop in
applying.

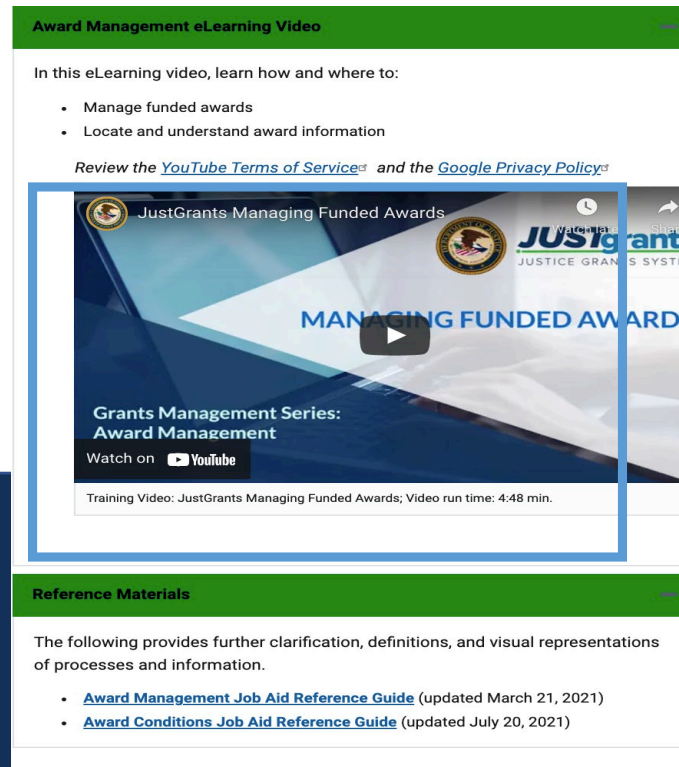
JustGrants Training Resources

Visit: <https://justicegrants.usdoj.gov>



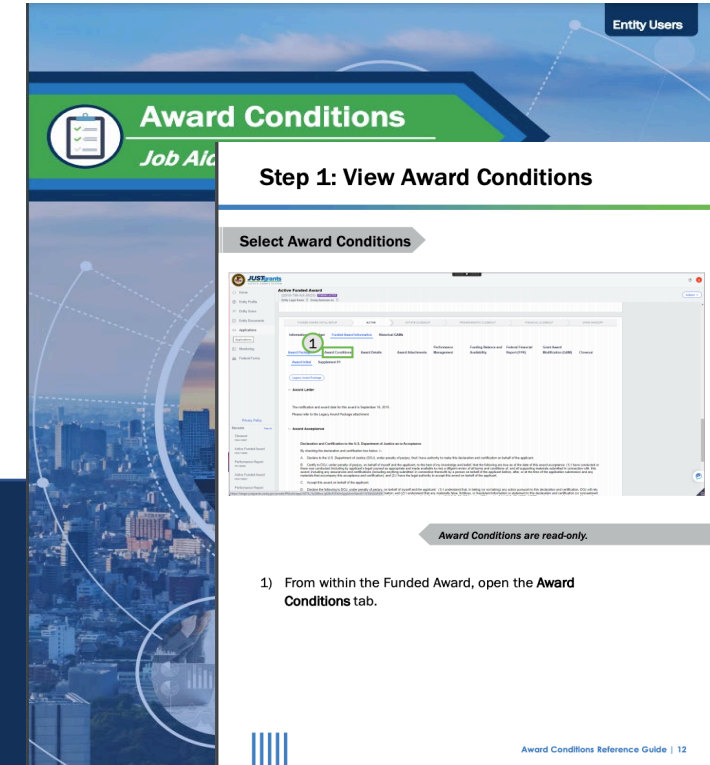
The screenshot shows the JustGrants website header with the DOJ logo and the text "JUSTgrants JUSTICE GRANTS SYSTEM". A navigation menu is open, listing various topics: Training, Entity Management, Entity User Experience, Application Submission, Grant Award Acceptance, Award Management, Grant Award Modifications, Financial Reporting, Performance Reporting, Monitoring, Closeout, and Virtual Q&A Sessions. Below the menu, a paragraph states: "The Department of Justice (DOJ) grant making components—the Office, the Office of Justice Programs (OJP), and the Office on to serve as a resource hub for their grants management system of which launched on October 15, 2020."

Organized by Topics



The screenshot shows an eLearning video player titled "Award Management eLearning Video". It includes a list of topics: "Manage funded awards" and "Locate and understand award information". Below the list, it says "Review the [YouTube Terms of Service](#) and the [Google Privacy Policy](#)". The video player shows a thumbnail for "JustGrants Managing Funded Awards" with a play button and the text "MANAGING FUNDED AWARDS". Below the video, it says "Grants Management Series: Award Management" and "Watch on YouTube". At the bottom, it states "Training Video: JustGrants Managing Funded Awards; Video run time: 4:48 min." Below the video player, there is a "Reference Materials" section with the text: "The following provides further clarification, definitions, and visual representations of processes and information." and a list of two reference guides: "[Award Management Job Aid Reference Guide](#) (updated March 21, 2021)" and "[Award Conditions Job Aid Reference Guide](#) (updated July 20, 2021)".

Micro-learning videos



The screenshot shows a "Job Aid Reference Guide" titled "Award Conditions". It includes a "Step 1: View Award Conditions" section with a "Select Award Conditions" button. Below this, there is a screenshot of the JustGrants system interface showing a table of award conditions. A red circle highlights the "Award Conditions" tab in the system interface. Below the screenshot, it says "Award Conditions are read-only." and a list of instructions: "1) From within the Funded Award, open the Award Conditions tab." At the bottom right, it says "Award Conditions Reference Guide | 12".

Job Aid Reference Guides

JustGrants Office Hours: Application Mechanics

Application Mechanics: Submitting an Application Training

*Key Audience: Entity
Administrator, Application
Submitter, Authorized
Representative*

- Preparing to apply
- Completing the abbreviated application in Grants.gov
- Entity onboarding and JustGrants access
- JustGrants roles and responsibilities
- Assigning users' roles to applications
- Completing, reviewing, certifying and submitting a JustGrants application
- Attendee questions about application submission

Every Wednesday from 2:30-4:00 p.m. ET
Click the link to register for the session you wish to attend:

[May 3, 2023](#)

[May 10, 2023](#)

[May 17, 2023](#)

[May 24, 2023](#)

[May 31, 2023](#)


Check website for updates: <https://justicegrants.usdoj.gov/training/training-virtual-sessions>



Helping Crime Survivors Find Their Justice

Information on OJP Resources

Obtain justice and drug-related information to support research, policy, and program development worldwide at OJP Response Center: <https://www.ojp.gov/ncjrs/new-ojp-resources>. Subscribe and find funding opportunities, recent publications, online resources, and upcoming events.



How to Prepare for Solicitation Season

- Review OVC's previously held [webinars](#):
 - Part 1: Getting Ready to Apply
 - Part 2: Considerations When Building Your OVC Budget
 - Part 3: Preparing Your Proposal and What to Expect Next
- Find OVC's [current funding opportunities](#).
- Sign up for [News From OVC](#) to stay up-to-date with the webinars schedule.
- Visit the [DOJ Program Plan](#) for other funding opportunities.

Important Contact Information



Technical Assistance registering or renewing your entity registration in the System for Award Management (SAM): 866-606-8220 | [SAM Help Desk \(Federal Service Desk\)](#)



Technical Assistance submitting the SF-424 and SF-LLL into Grants.Gov: 800-518-4726, 606-545-5035 | support@grants.gov



Helping Crime Survivors Find Their Justice

Important Contact Information



Technical Assistance submitting the FULL APPLICATION into JustGrants: 833-872-5175 | JustGrants.Support@usdoj.gov



OJP Response Center

Technical Assistance with Programmatic Requirements and to report a technical issue that prevented application submission, contact the OJP Response Center: 800-851-3420 | grants@ncjrs.gov



Helping Crime Survivors Find Their Justice

Go Social With OVC!



Like: <https://www.facebook.com/OJPOVC>



Follow: <https://twitter.com/OJPOVC>



Watch: www.youtube.com/user/OJPOVC

Questions?



To submit a question, use the [Q&A Box](#) and select [All Panelists](#)